



LegalShield®

Consumer Stress Legal Index

August 2024

About the LegalShield Consumer Stress Legal Index

- The LegalShield Consumer Stress Legal Index (CSLI) is a suite of leading indicators of the economic and financial status of U.S. households.
- The CSLI and subindices are constructed from LegalShield's proprietary data. Launched in 2018, the CSLI is based on a dataset of over 35 million consumer requests for legal assistance dating to 2002. The index examines findings from approximately 150,000 calls received monthly from U.S. consumers seeking legal help.
- This data is powerful, sourced directly from a large set of consumer actions, not survey results. Free from common survey challenges such as completion time and participants' availability, it offers clear insight into moments when consumers are compelled to seek legal help due to significant life impacts.
- Each request is logged as an "intake" in one of roughly 90 unique areas of law depending on the nature of the request. Each subindex reflects the number of intakes in an area of law as a share of total intakes across all areas of law in a given month.
- The CSLI is comprised of three subindices: Bankruptcies, Foreclosures, and Consumer Finance.
- The Consumer Stress Legal Index is a leading indicator of the Conference Board Consumer Confidence Index in the United States, with a correlation level of -0.85 with an approximate lead time of 60-90 days.



Interpreting Each Component of the Index

CONSUMER STRESS LEGAL INDEX

Consumer spending accounts for more than two-thirds of U.S. economic activity. The flagship Consumer Stress Legal Index tends to lead the Conference Board's Consumer Confidence Index by one to three months. The CSLI also provides a useful "hard" data check on the Consumer Confidence Index and similar measures of consumer confidence that are based on "soft" survey data, as these measures are not always consistent with underlying economic conditions.

BANKRUPTCY INDEX

Bankruptcy data provide an important insight into the overall financial health of consumers and businesses. As witnessed during the Great Recession of 2008-09, an uptick in bankruptcies can foreshadow significant turmoil within the economy. The Bankruptcy Index tends to lead the trajectory of total bankruptcies by two quarters, with a .98 correlation, providing an early warning signal of an economic downturn.

FORECLOSURE INDEX

A rise in foreclosures often signals a worsening of household finances, as households typically delay payments on other debt obligations in order to pay their mortgages on time. The Foreclosure Index closely tracks foreclosures as reported each quarter by the Mortgage Bankers Association.

CONSUMER FINANCE INDEX

Consumer finance issues manifest in many forms including billing disputes, repossessions, credit challenges, and loan defaults. These varying items are an indication of financial stress that prompt consumers to seek legal guidance to resolve.

Consumer Stress Legal Index

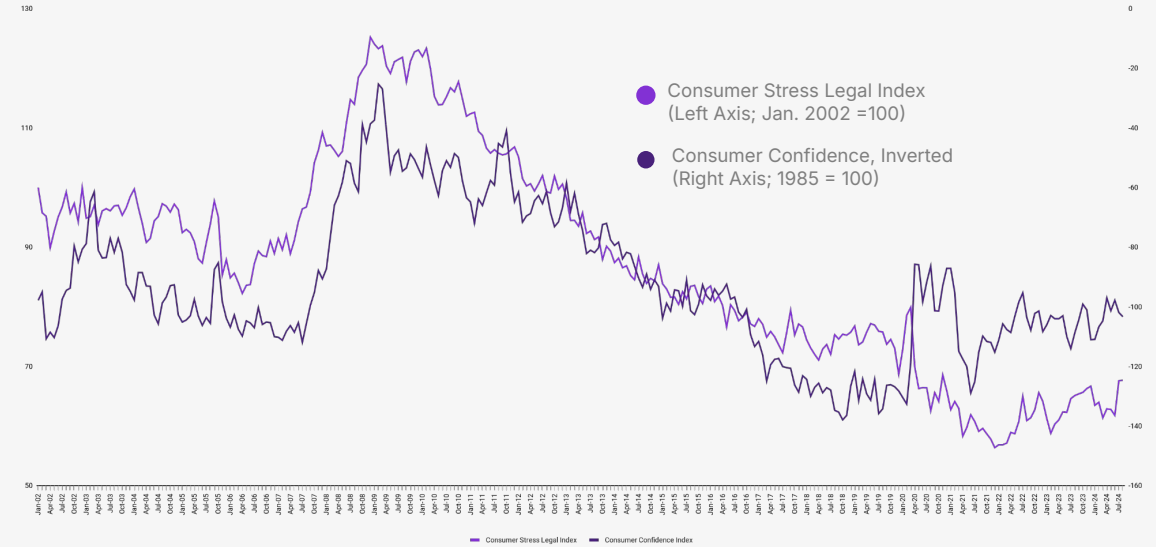
Summary: In August, the CSLI increased **0.1** point from July to **67.7**.

What It Means: Consumer stress held in August following the largest single-month increase in July since December 2002. Consumers are indicating they continue to deal with financial struggles.

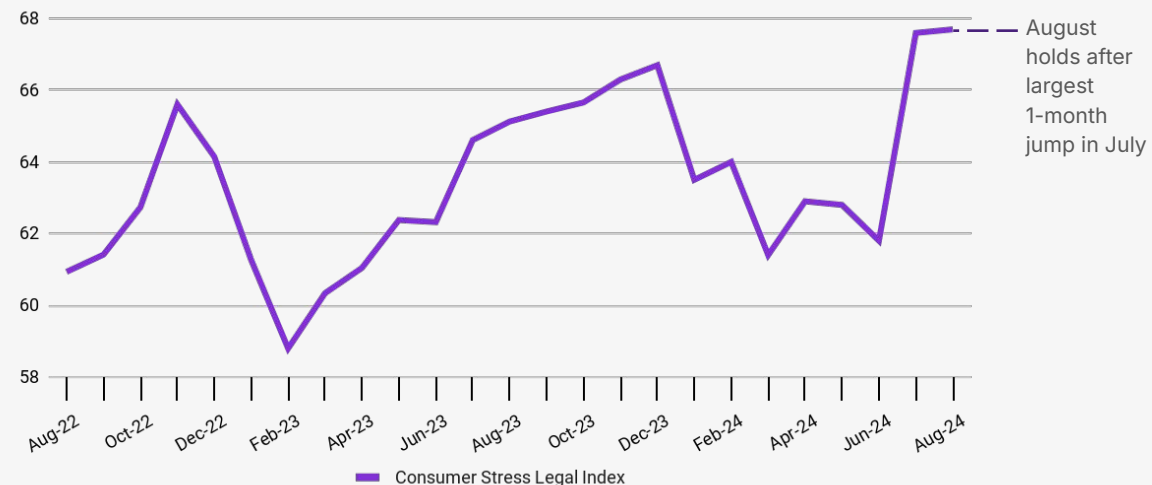
Outlook: The Federal Reserve Board approved a significant interest rate cut in September which may provide some relief for consumers. However, consumers continue to face increased housing costs, unemployment or underemployment and increased cost of goods which could continue to drive up consumer stress.

*The April 2024 CSLI and subindices were slightly adjusted to include inquiries not initially tallied in April's index.

Historical Trend Over Past 20+ Years



LegalShield CSLI 24 Months

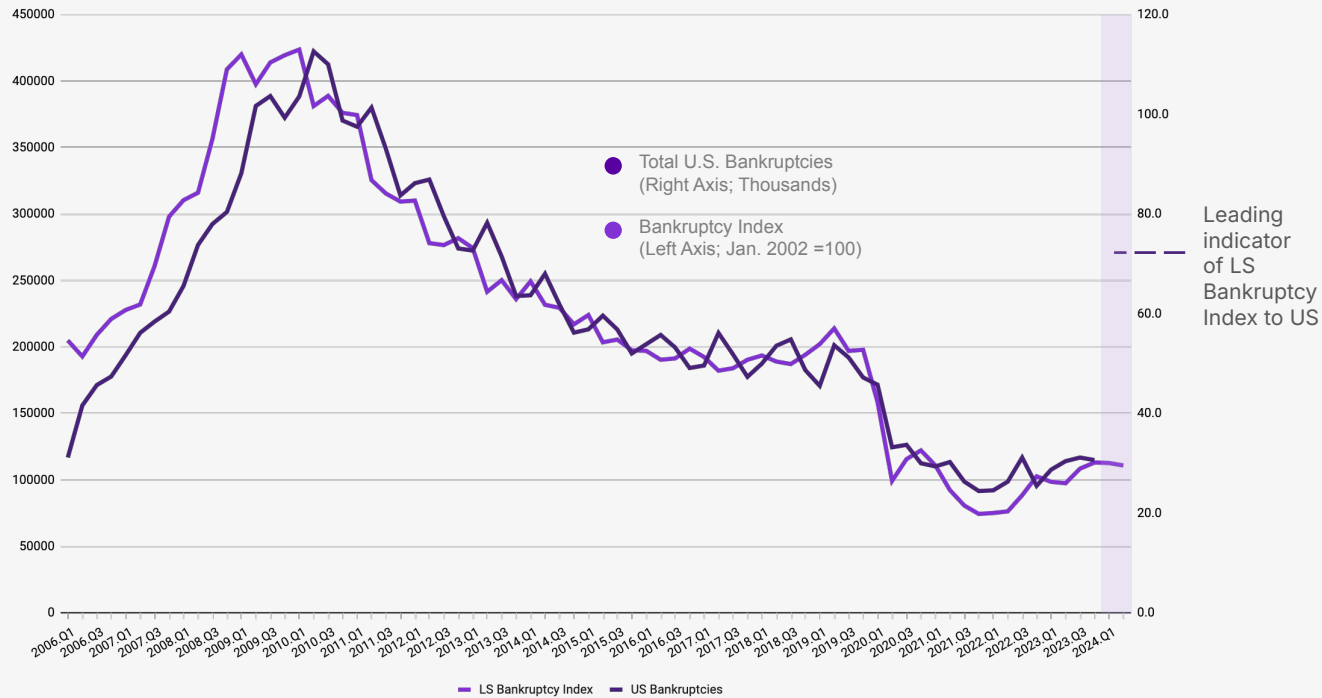


Consumer Stress Legal Index

July 2024 Matches Highest Monthly Increase Ever



LS Bankruptcy Index vs US Bankruptcy Since 2006



Bankruptcy Index

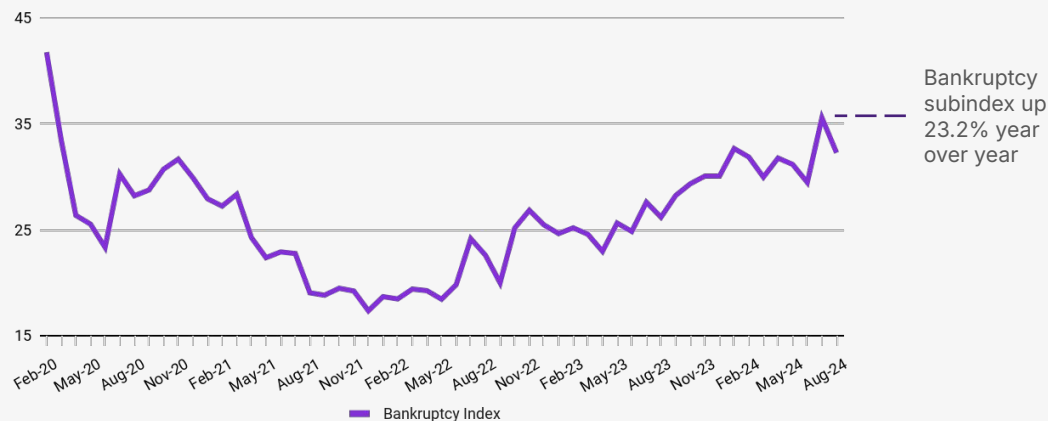
Summary: The Bankruptcy subindex reflects the number of intakes related to bankruptcy as a share of total intakes across all areas of law.

The Bankruptcy subindex decreased **3.3** points in August to **32.3**. The Bankruptcy subindex is up **23.2%** year over year.

The Bankruptcy subindex historically leads the total number of bankruptcy filings as reported by the U.S. court system by two quarters, with a .98 correlation.

Outlook: The Bankruptcy subindex has seen a steady increase since November 2021 and is now hovering at a pre-pandemic level.

Bankruptcy Index Since February 2020



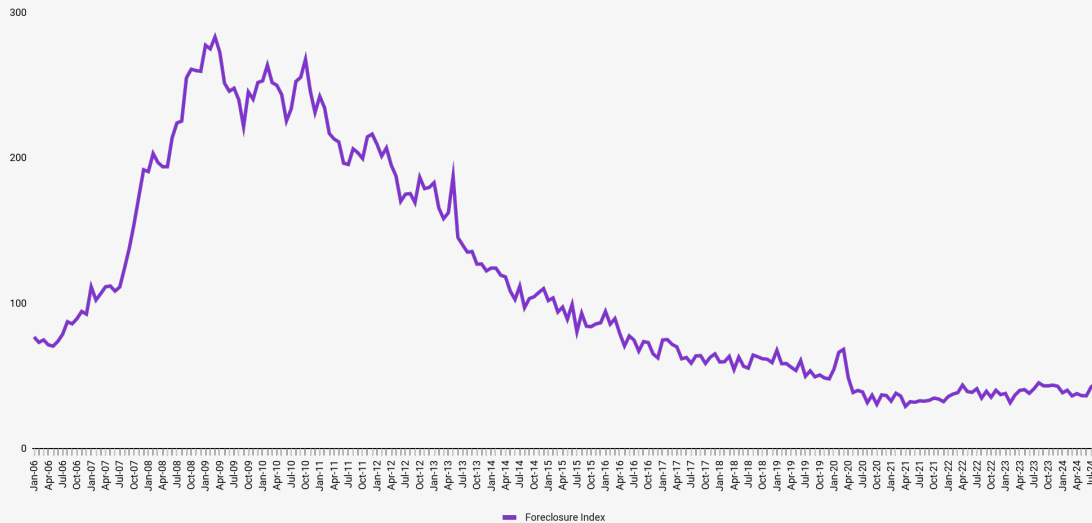
Foreclosure Index

Summary: The Foreclosure subindex reflects the number of intakes related to foreclosure as a share of total intakes across all areas of law.

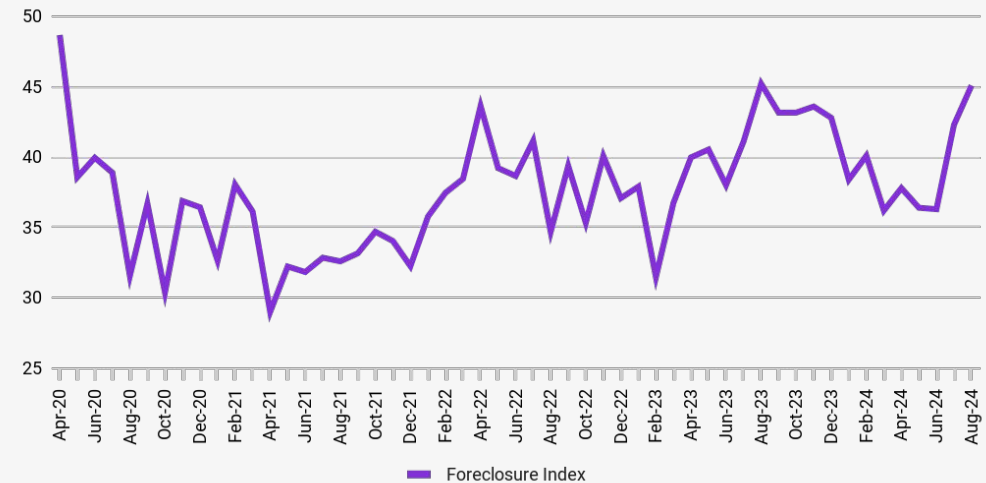
The Foreclosure subindex increased **2.8** points in August to **45.1**, its highest level since August 2023.

Outlook: Beginning with the expiration of the federal foreclosure moratorium in July 2021, there has been a steady increase in the Foreclosure subindex as well as growing foreclosures reported across the United States. The August increase marks the second month in a row and indicates increased housing issues may continue. Some relief may be on the way once the market realizes reduced interest rates set by the Federal Reserve in September.

Historical Trends



Highest Foreclosure Reading since August 2023



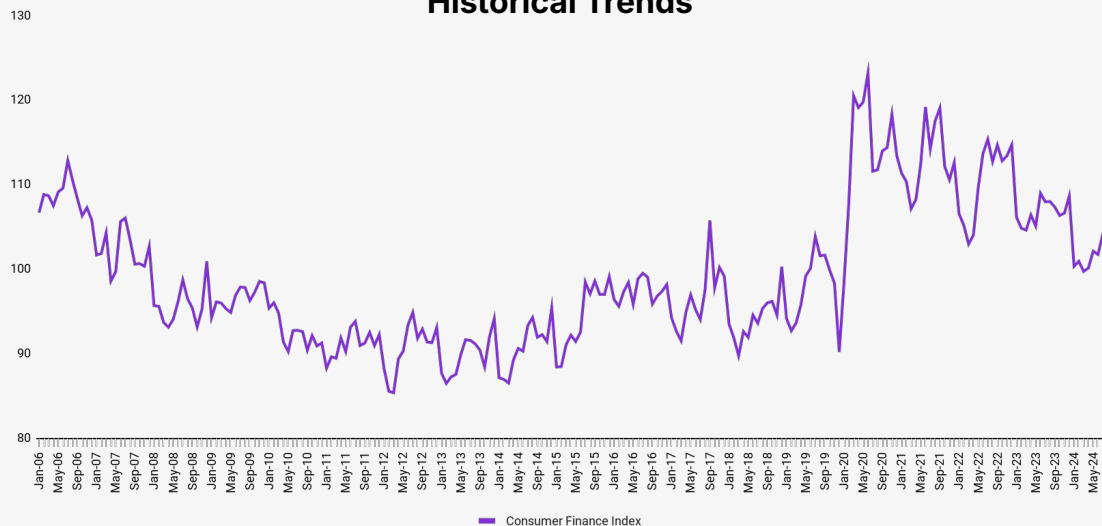
Consumer Finance Index

Summary: The Consumer Finance subindex reflects the number of intakes related to consumer finance issues such as billing disputes, auto repossessions and payday loans, as a share of total intakes across all areas of law.

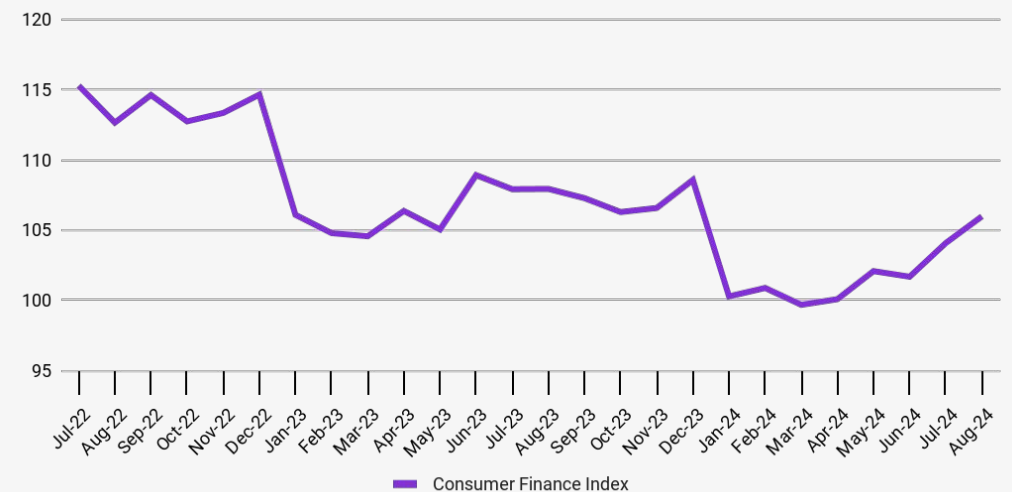
The Consumer Finance subindex moved up **1.9** points in August to **106.0**, its highest level since December 2023. The subindex is down **1.8%** year over year.

Outlook: The Consumer Finance Index has been ticking up since the beginning of Q2. Reduced interest rates as set by the Federal Reserve could provide some relief heading into Q4, but the significant increase in July and August indicates consumers continue to feel a pinch.

Historical Trends



Highest Consumer Finance Reading Since December 2023



Electoral States - Consumer Stress Legal Index

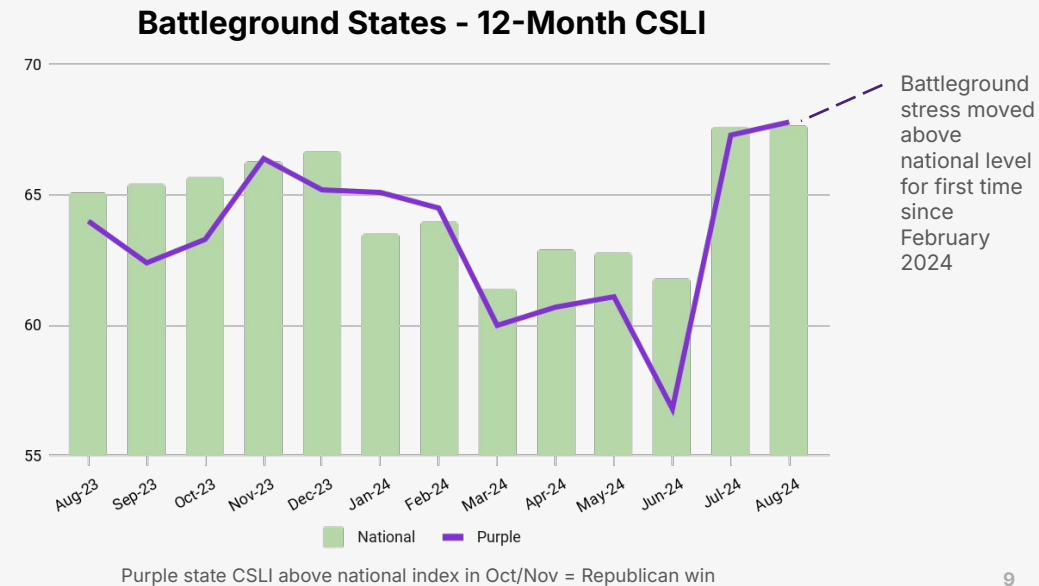
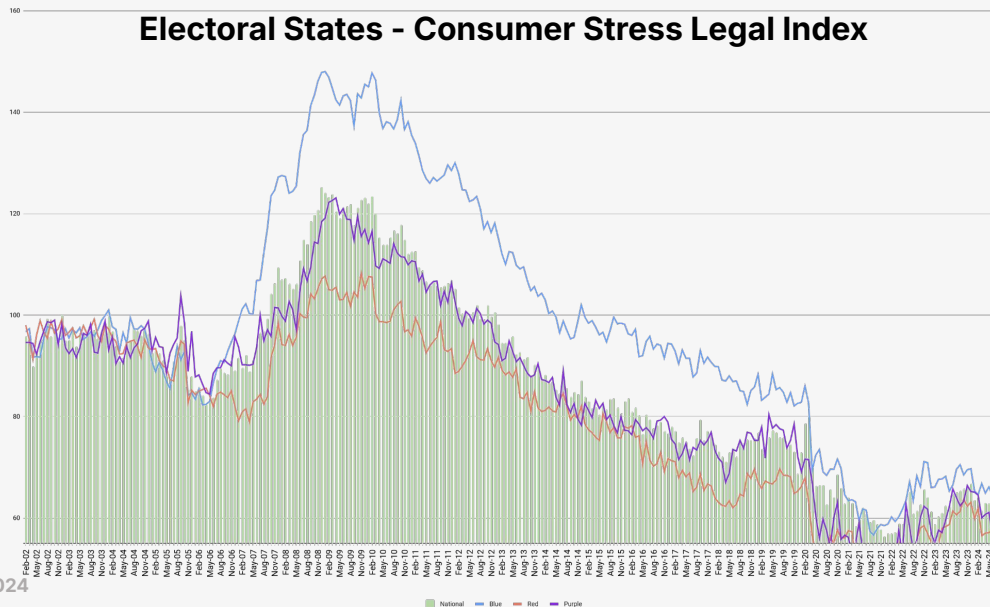
Summary: For the 2024 election cycle, LegalShield is breaking out consumer stress levels on a politically geographic basis, separating red, blue, and purple battleground states. LegalShield classified states based on the outcome of the 2020 election. Battleground states are Arizona, Georgia, Michigan, Nevada, North Carolina, Pennsylvania and Wisconsin.

When battleground state consumer stress dipped below the national stress average in October and November, conditions favor a Democratic win.

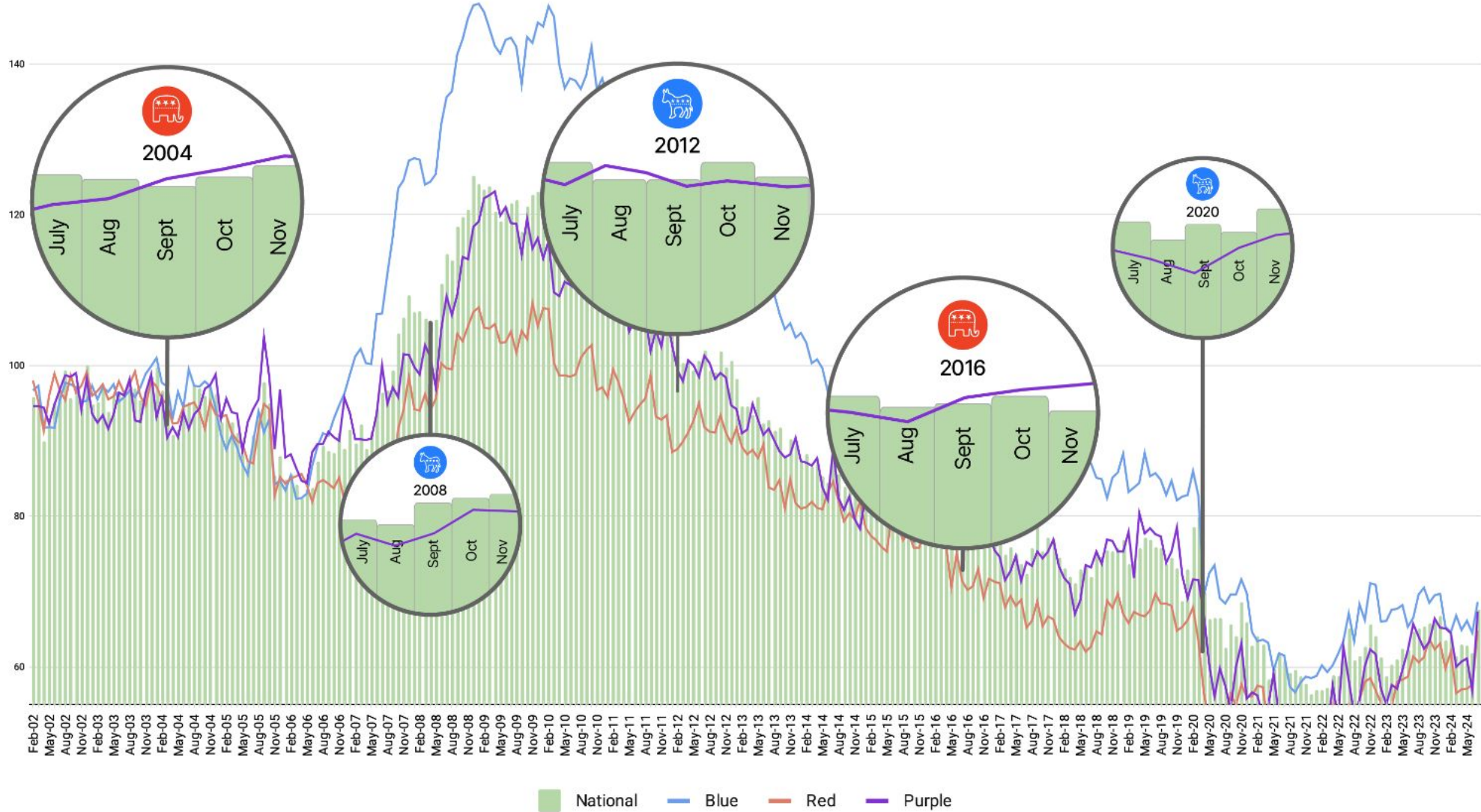
When it rose above the national index, a Republican was elected.

In August, LegalShield's CSLI in battleground states shot up **0.5** points, outpacing the rise nationwide. For the first time since February 2024, battleground stress is now above the national average by **0.1** points.

Outlook: Battleground stress experienced two consecutive months, outpacing the national average. If that trend continues, stress in battleground states will continue to rise above the national index, indicating a more pronounced shift in the presidential election.



CSLI Political Breakdown: Election Year Focus

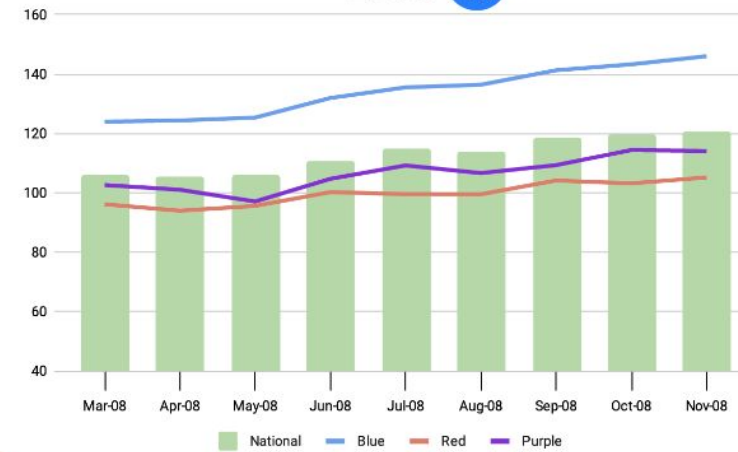


CSLI Political Breakdown: Election Years

2004 



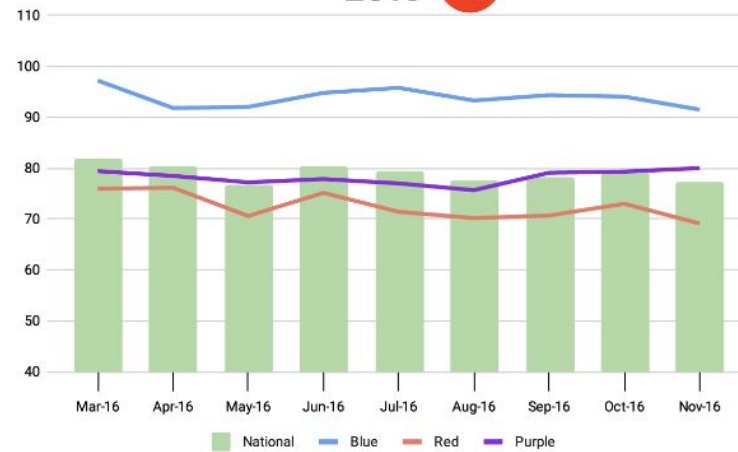
2008 



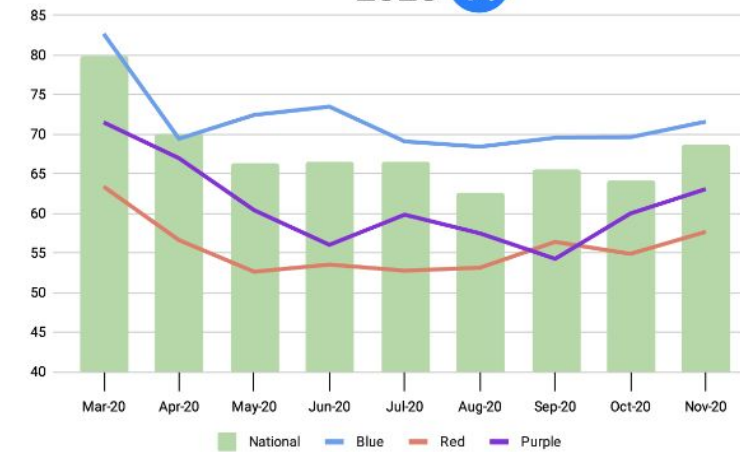
2012 



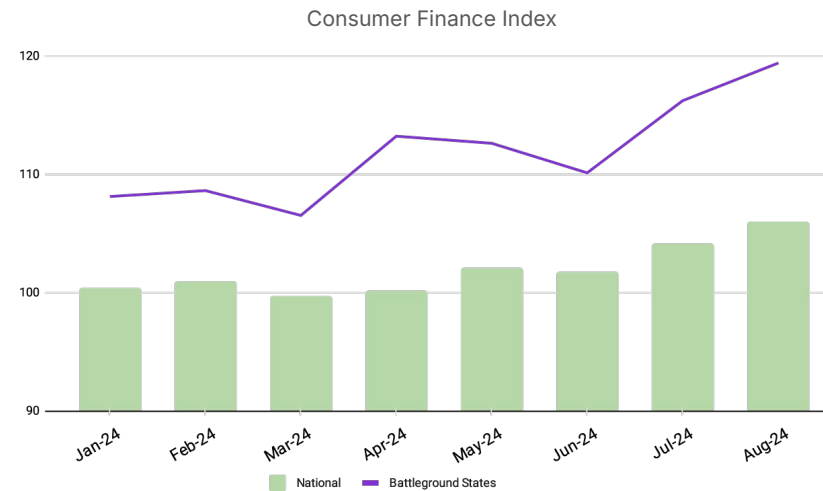
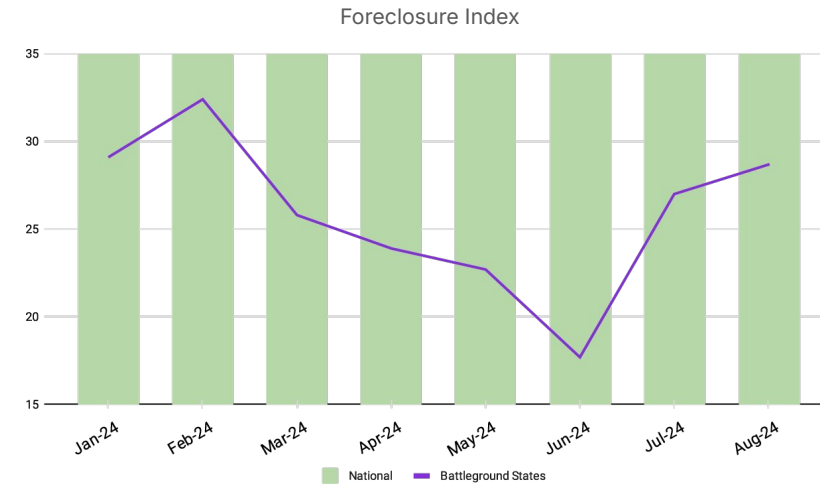
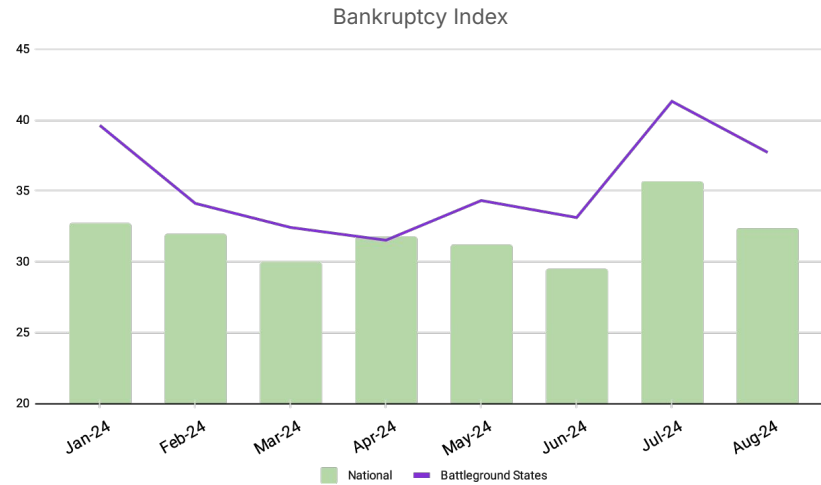
2016 



2020 



Bankruptcy, Consumer Finance, & Foreclosure





About LegalShield



Leader of subscription-based legal plans to households across North America



1.8 million+ memberships



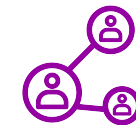
50+ year history



Serving **140,000** businesses across North America



40,000+ organizations served by our dedicated B2B division



39 law firms in 50 states and Canada with a total of 900 lawyers, and a referral network of 6,000 lawyers, with average of 22 years experience

For more info

Hollon Kohtz
Director of Communications

HollonKohtz@pplsi.com

